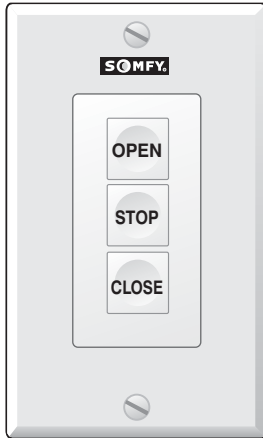
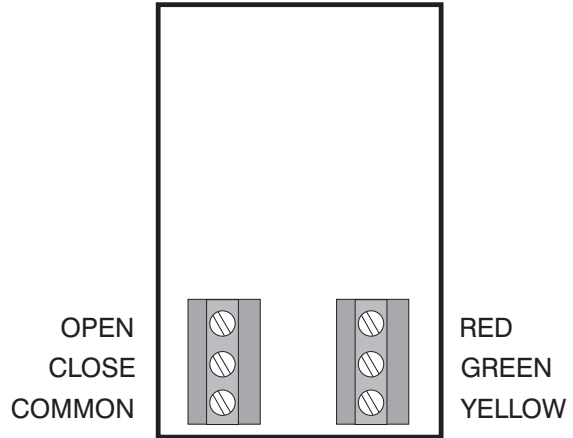


CATALOG NUMBER 6301012 (WHITE)
6301013 (IVORY)

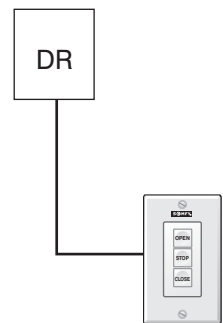


FRONT VIEW



REAR VIEW

1. Connect a 6 conductor modular cable (Cat. No. 6020367) from the DR1000 to the switch station as shown.
2. Pressing the OPEN button should open the window treatment. If the direction is not correct, reverse the RED and GREEN wires at the switch.
3. To STOP the window treatment at any time, simply press the STOP button.



NOTE: There are two connectors per station, either connector may be used.